

Access Seating Guide - Stage 1

Wheelchair Space & Companion Seat

Wheelchair space has no seat

Aisle Seat

Step Free Access

Row L is step free from the First Floor which is accessed via a lift

Not an aisle seat

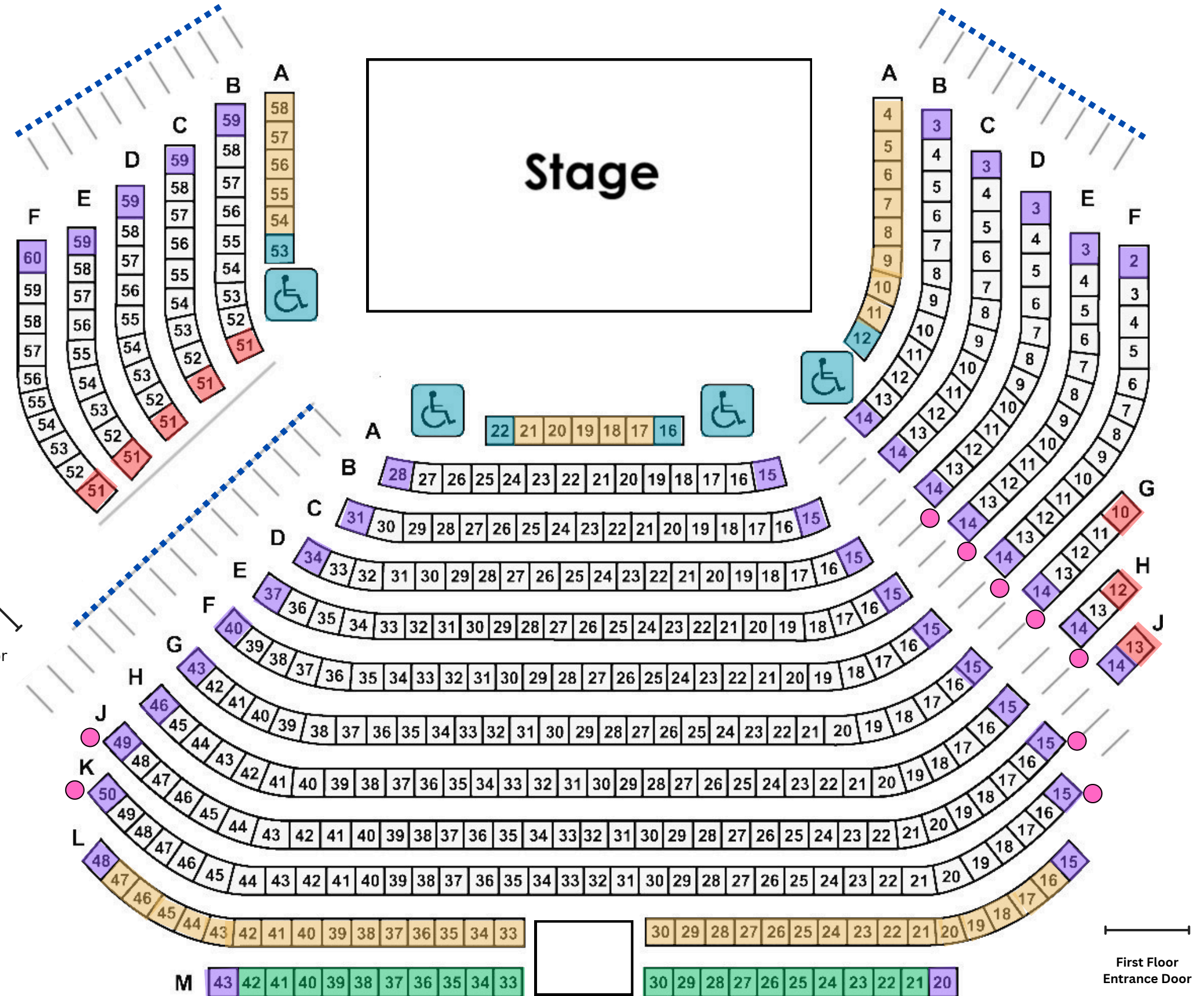
There is a low wall next to these seats, with no aisle access

Bar Stool Height Seat

These seats have full back and arm rests but are higher off the ground than a standard theatre seat. The seats are approx. 29" from the ground, with a foot rest approx. 12" from the ground.

Seat Sizes

Seats on rows A - L are between 16-18" wide and 18" deep. Seats on row M are 18" wide and 16" deep. All seats in Stage 1 have arm rests and are attached to one another, they are not freestanding.



Ground Floor
Entrance Door

Toilets are located on the Ground Floor

Hand Posts

Hand Rail

Stairs

First Floor
Entrance Door


First Floor
Entrance Door

Access Seating Guide Images


We hope the following images, and attached seating plan, will help you select seats best suited to your needs.

If you have any further questions or would like to suggest other ways we might be able to help support your visit please contact boxoffice@hulltruck.co.uk

Handposts




Hand Rails



Stairs




Standard Theatre Seat



Row M Bar Stool Height Seat



Wall next to seats #51
(no aisle access)



Wheelchair Space

