

Access Seating Guide

Godber Studio

STAGE

Ground Floor
Entrance Door

Toilets are
located on the
Ground Floor

Wheelchair Space & Companion Seat

Wheelchair space has no seat

Aisle Seat

Step Free Access

Not an Aisle Seat

There is a technical office between these seats, with no aisle access

Seat Sizes

Seats on row A of the Godber Studio do not have arm rests and are 16" wide by 16" deep. These are free standing seats.

Fold down seats on rows B - L of the Godber Studio are 17" wide by 17" deep and have arm rests. These seats are attached to one another, they are not freestanding.

There is roughly 12" of legroom from edge of seat to the back of the seat in front.

Stairs / Step Access

Access to row A via the ground floor is completely step free from the building entrance. There are two steps between each row, and one step between row L and the first floor entrance. Each step is approximately 17-18cm / 7".

If you are sat near the back of the studio and would find it more accessible to enter from the first floor entrance, please speak to a member of our Front of House team.

Hand Rail

Stairs

Door

Cinema Screen

(only in place during films and screenings)

Seats L1 & 2 are removed and sold as a wheelchair space, with L3 being a companion seat, for selected shows


First Floor
Entrance Door

Access Seating Guide Images

We hope the following images, and attached seating plan, will help you select seats best suited to your needs.

If you have any further questions or would like to suggest other ways we might be able to help support your visit please contact boxoffice@hulltruck.co.uk

Row A Free Standing Seat




Row B - L Folding Seat



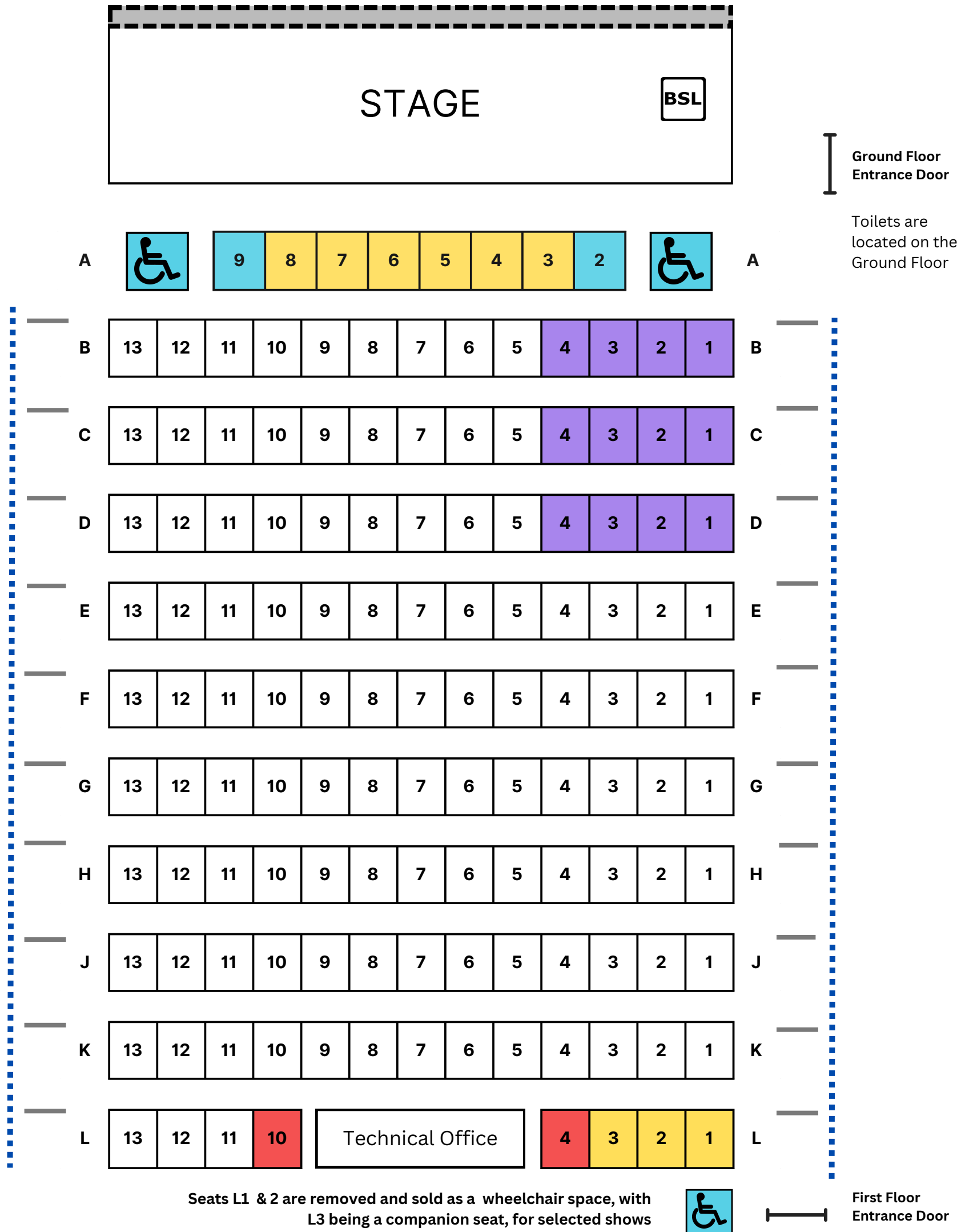
Wheelchair Space



Stairs & Handrail



Access Performance Seating Guide - Godber Studio



- Wheelchair Space & Companion Seat**
Wheelchair space has no seat
- Step Free Access**
Seats 1 - 4 on Row L are step free from the First Floor via a lift
- Not an Aisle Seat**
There is a technical office between these seats, with no aisle access
- Best view of BSL Interpreter**
- BSL Interpreter position**

Infra-red Hearing System

The best reception for our Infra-red hearing system, which is used for audio description and audio enhancement, is row D - L.

- Hand Rail**
- Stairs**
- Door**
- Cinema Screen**
(only in place during films and screenings)